




RAPPEL d'un RESULTAT




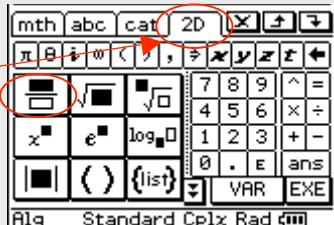
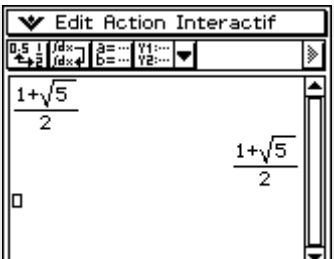
Niveau: 1 ^{ère} Tle Mode:  Principale	ClassPad: 300 v.1.2 300+ v.2.0 MàJ v.3.0	Préférences: régler comme ci-dessous. Avancés <input type="checkbox"/> Format Complexe <input type="checkbox"/> Calcul décimal <input type="checkbox"/> Assistant <input checked="" type="checkbox"/> Ordre décroissant <input type="checkbox"/> Variable réelle
--	--	---

Calculer

$$\frac{1+\sqrt{5}}{2} \text{ puis } \left(\frac{1+\sqrt{5}}{2}\right)^2 - \frac{1+\sqrt{5}}{2}$$


Presser **Keyboard**

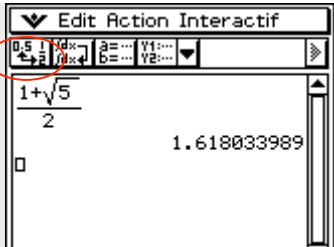
Presser **2D** puis 

Obtenir une valeur approchée du résultat

Sélectionner la réponse

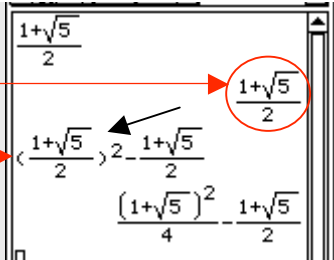
Presser 



Glisser-déposer un résultat

Cliquer sur la réponse

Puis glisser derrière la (

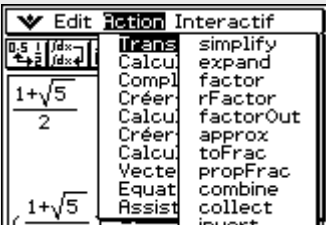
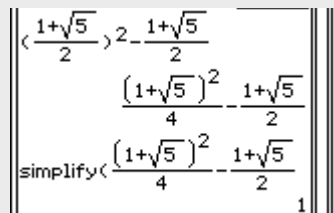


Simplifier

Presser **Action** ► **Transformation**

► **simplify**

Refaire un glisser-déposer



RAPPEL d'un RESULTAT (suite)



Autres méthodes

Touche Ans

Presser

The image shows two sequential screenshots of the Casio ClassPad 300PLUS calculator interface, demonstrating the use of the 'Ans' key to recall previous results.

Left Screenshot: The display shows the fraction $\frac{1+\sqrt{5}}{2}$. Below it, the text 'ans²-ans' is visible. The 'Ans' key on the keypad is circled in red.

Right Screenshot: The display shows the result of the calculation: $\frac{(1+\sqrt{5})^2}{4} - \frac{1+\sqrt{5}}{2}$. The 'Ans' key on the keypad is also circled in red.